



US010328759B1

(12) **United States Patent**  
**Sittig**

(10) **Patent No.:** **US 10,328,759 B1**  
(45) **Date of Patent:** **Jun. 25, 2019**

(54) **SNOWMOBILE FLOATER ATTACHMENT ASSEMBLY**

(71) Applicant: **Paul Sittig**, Valley Springs, SD (US)

(72) Inventor: **Paul Sittig**, Valley Springs, SD (US)

(\*) Notice: Subject to any disclaimer, the term of this patent is extended or adjusted under 35 U.S.C. 154(b) by 0 days.

(21) Appl. No.: **15/854,965**

(22) Filed: **Dec. 27, 2017**

(51) **Int. Cl.**  
**B60F 3/00** (2006.01)

(52) **U.S. Cl.**  
CPC ..... **B60F 3/0076** (2013.01); **B60F 3/0038** (2013.01)

(58) **Field of Classification Search**  
CPC ..... B60F 3/0076; B60F 3/0038  
See application file for complete search history.

(56) **References Cited**

U.S. PATENT DOCUMENTS

3,646,904 A 3/1972 Lanning et al.  
4,893,692 A \* 1/1990 Smith ..... B62M 27/02  
180/190

5,150,662 A 9/1992 Boyd et al.  
5,682,832 A 11/1997 Millard  
6,062,156 A 5/2000 Radke et al.  
D596,530 S 7/2009 Petit et al.  
8,678,868 B2 3/2014 Bailey et al.  
8,777,680 B2 7/2014 MacDonald  
9,216,623 B1 12/2015 Pistov  
2017/0217271 A1\* 8/2017 Portsmouth ..... B60F 3/0061

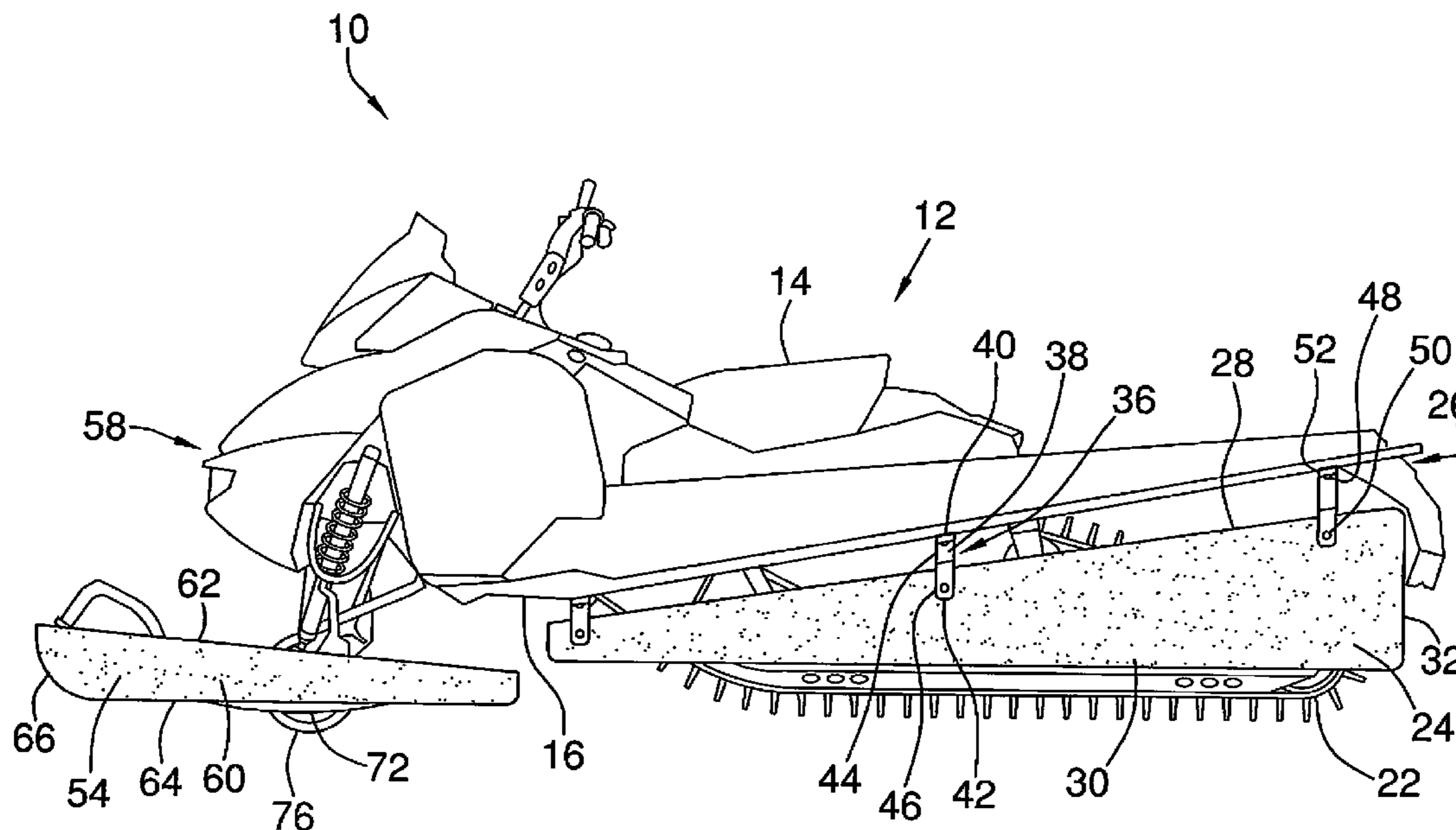
\* cited by examiner

Primary Examiner — Anthony D Wiest

(57) **ABSTRACT**

A snowmobile floater attachment assembly for adapting a snowmobile into a land vehicle and watercraft includes a snowmobile that has a top side and a bottom side. The snowmobile includes a left ski, a right ski and a track that extends outwardly from the bottom side. A primary floater is removably attachable to the snowmobile and provides buoyancy to a rear side of the snowmobile. A plurality of back couplers is included. Each of the back couplers removably attaches the primary floater to the snowmobile. A first ski floater and a second ski floater are included. The first ski floater is positioned on the left ski and the second ski floater is positioned on the right ski to provide buoyancy to a forward side of the snowmobile. The snowmobile floats in water when each of the primary, first ski and second ski floaters is attached to the snowmobile.

**7 Claims, 7 Drawing Sheets**



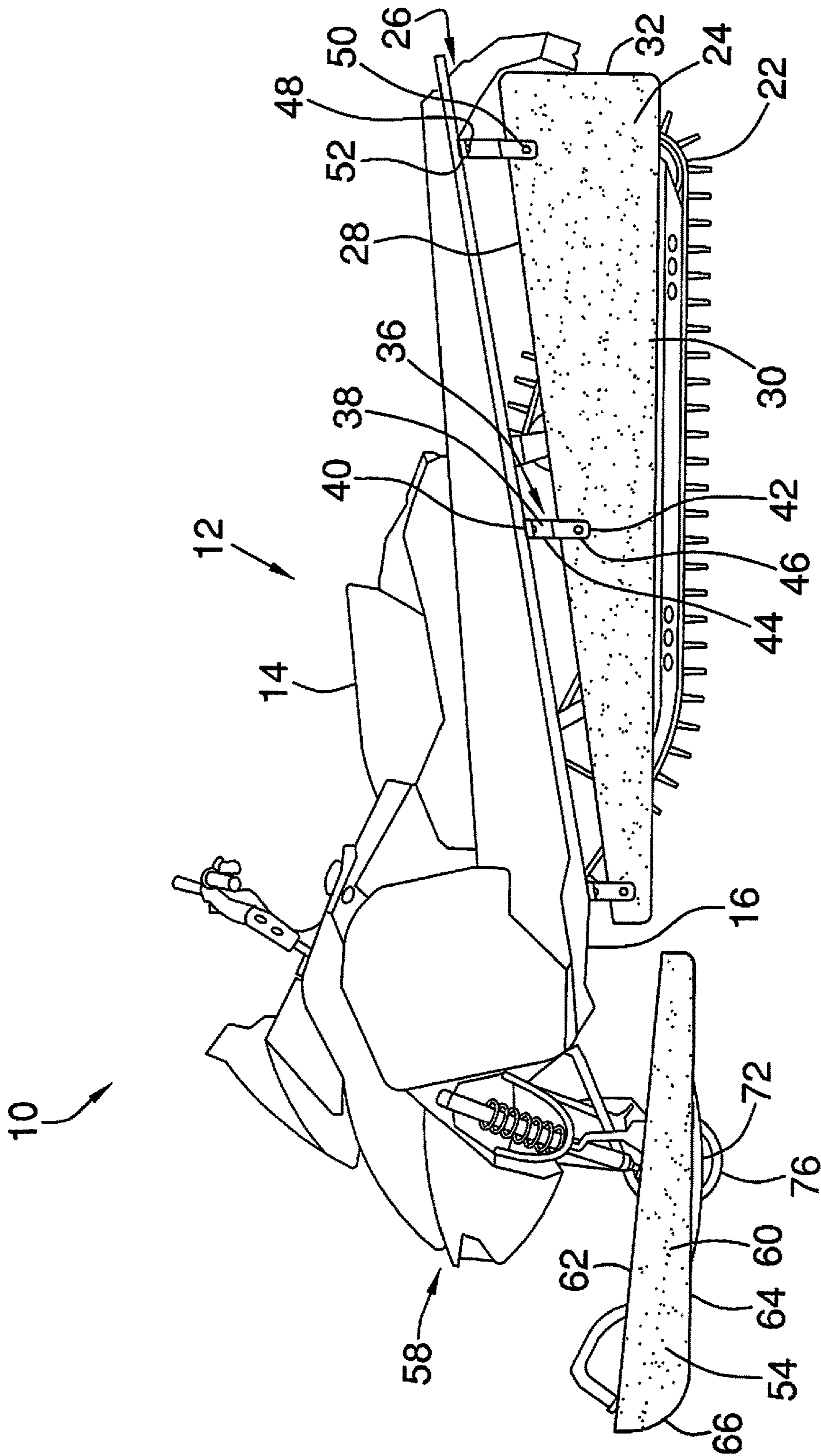


FIG. 1

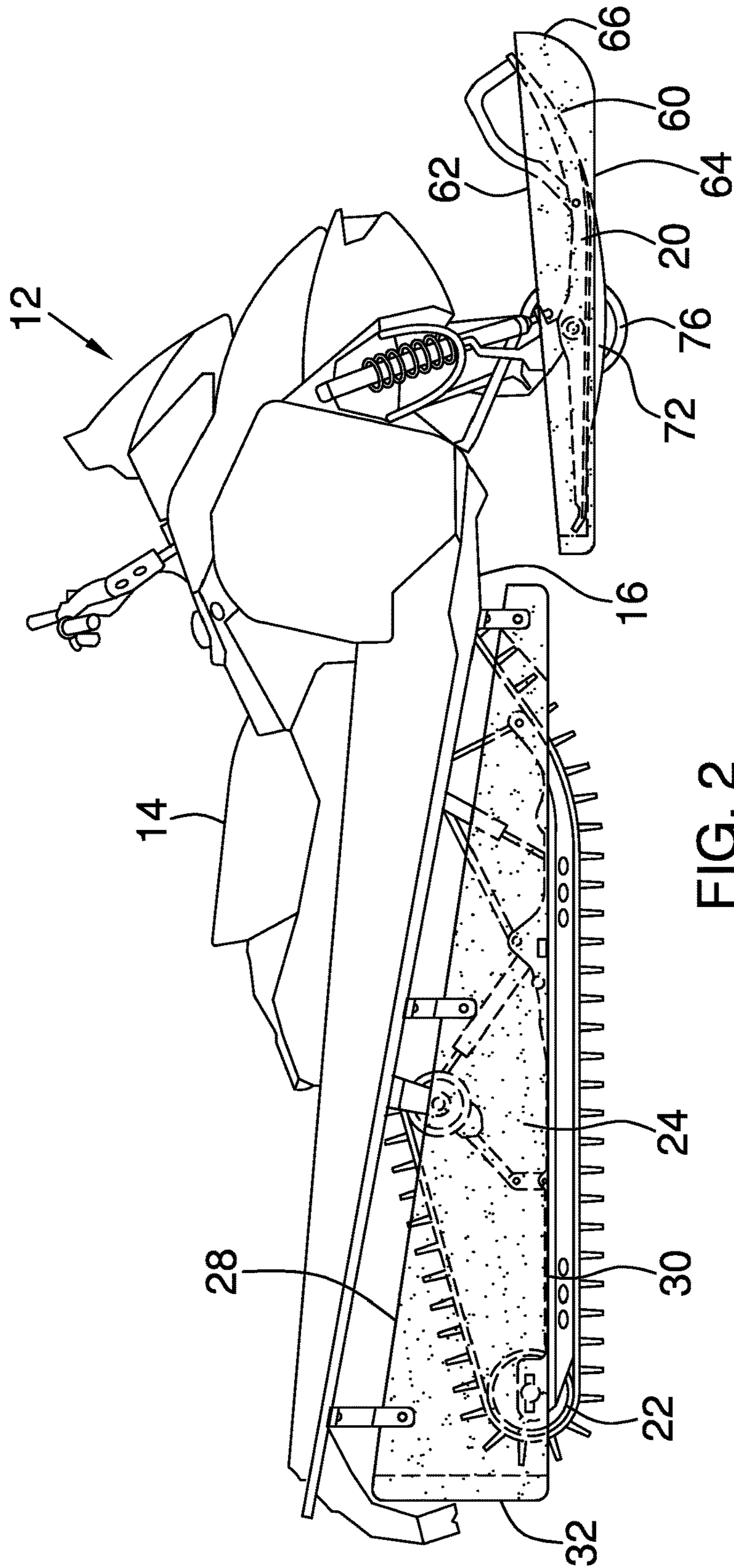


FIG. 2

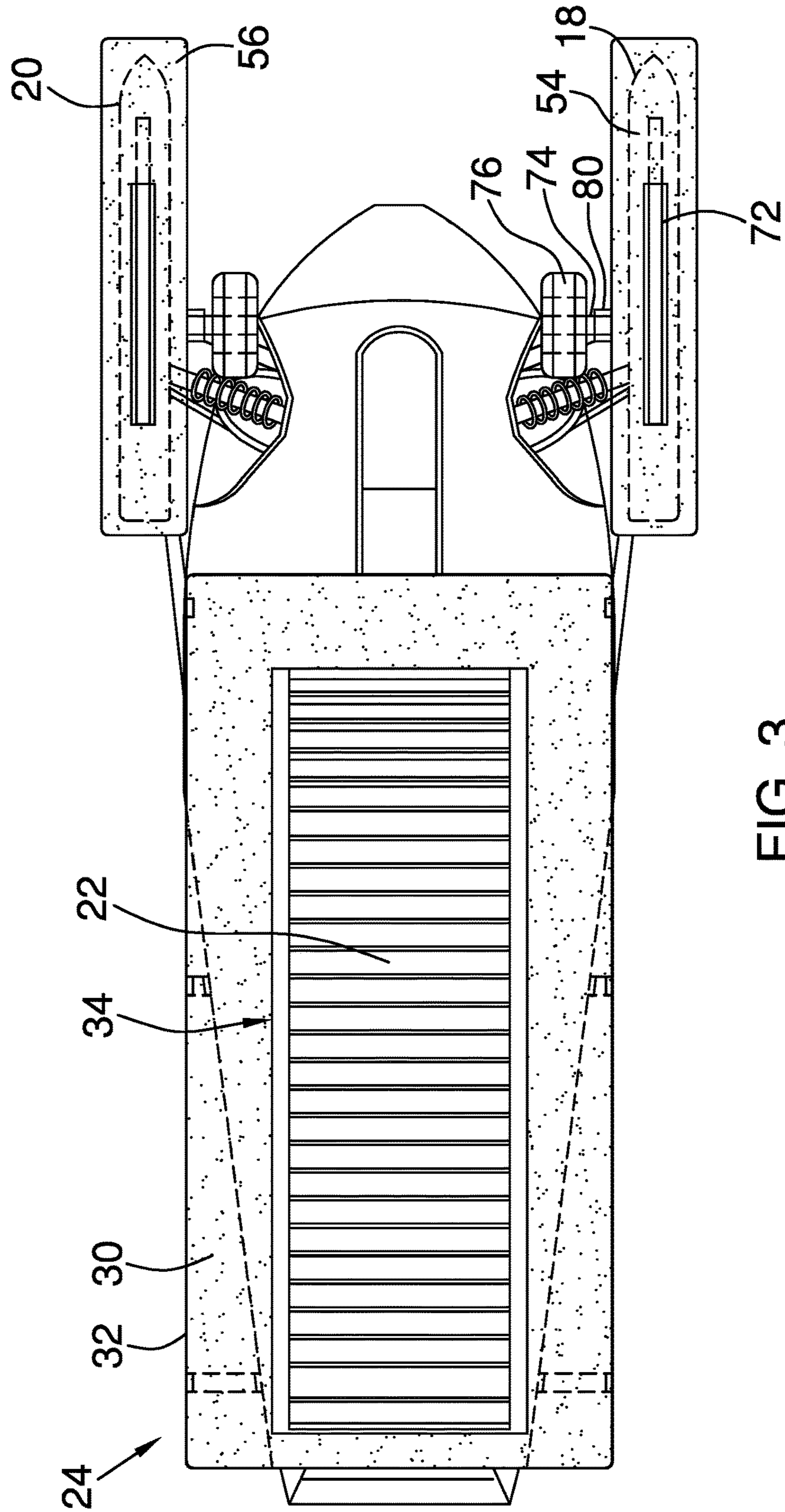


FIG. 3

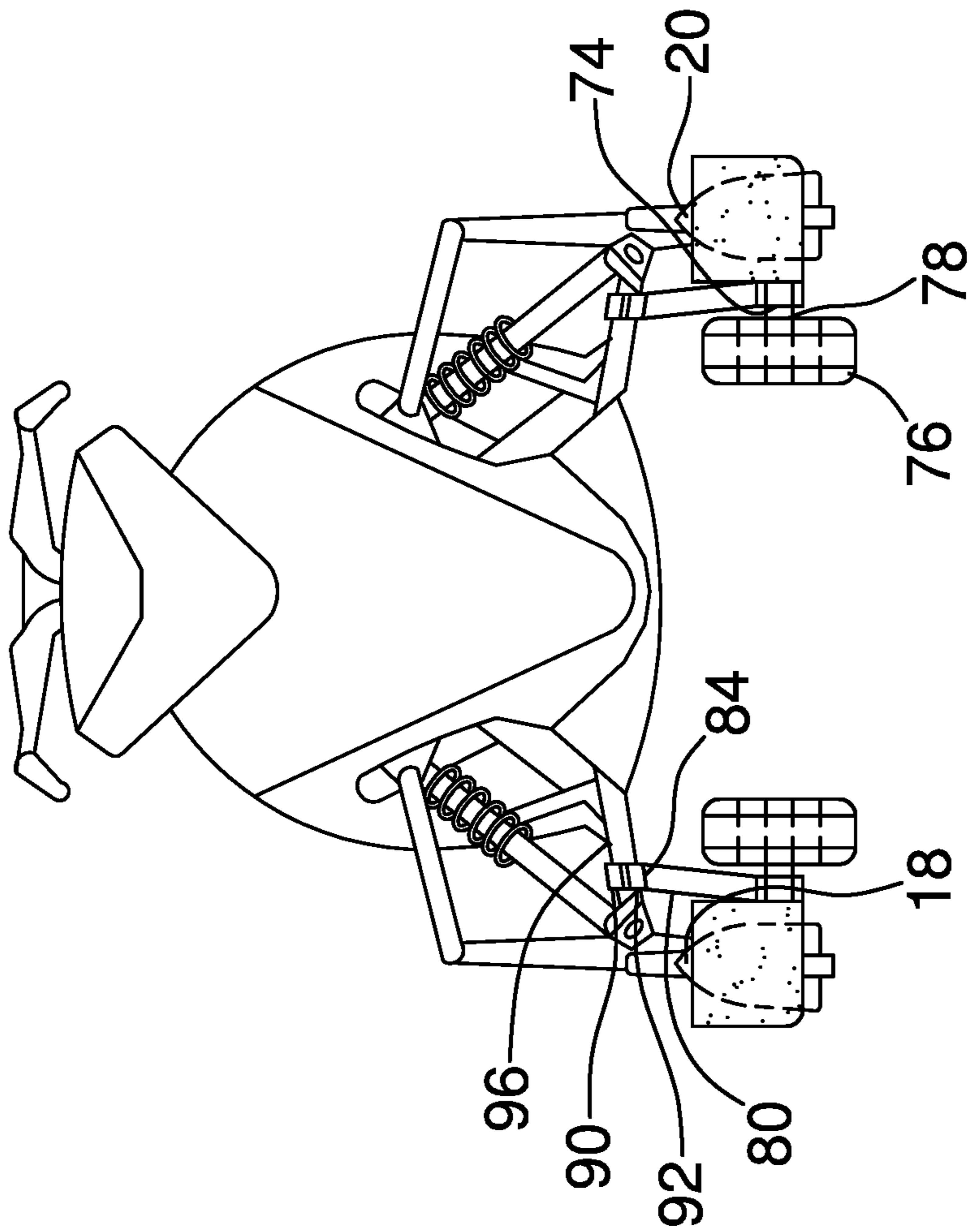


FIG. 4

FIG. 5

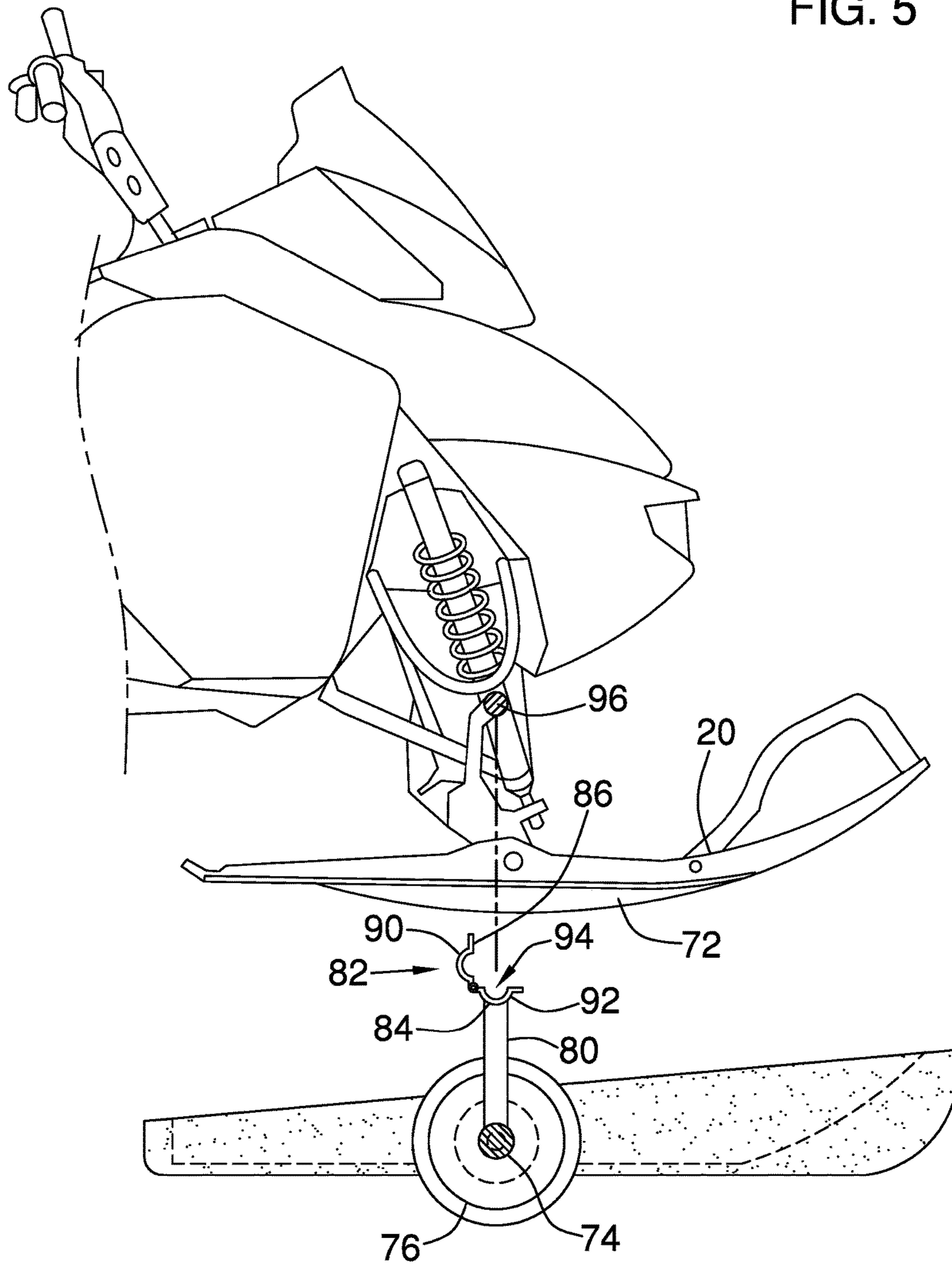


FIG. 6

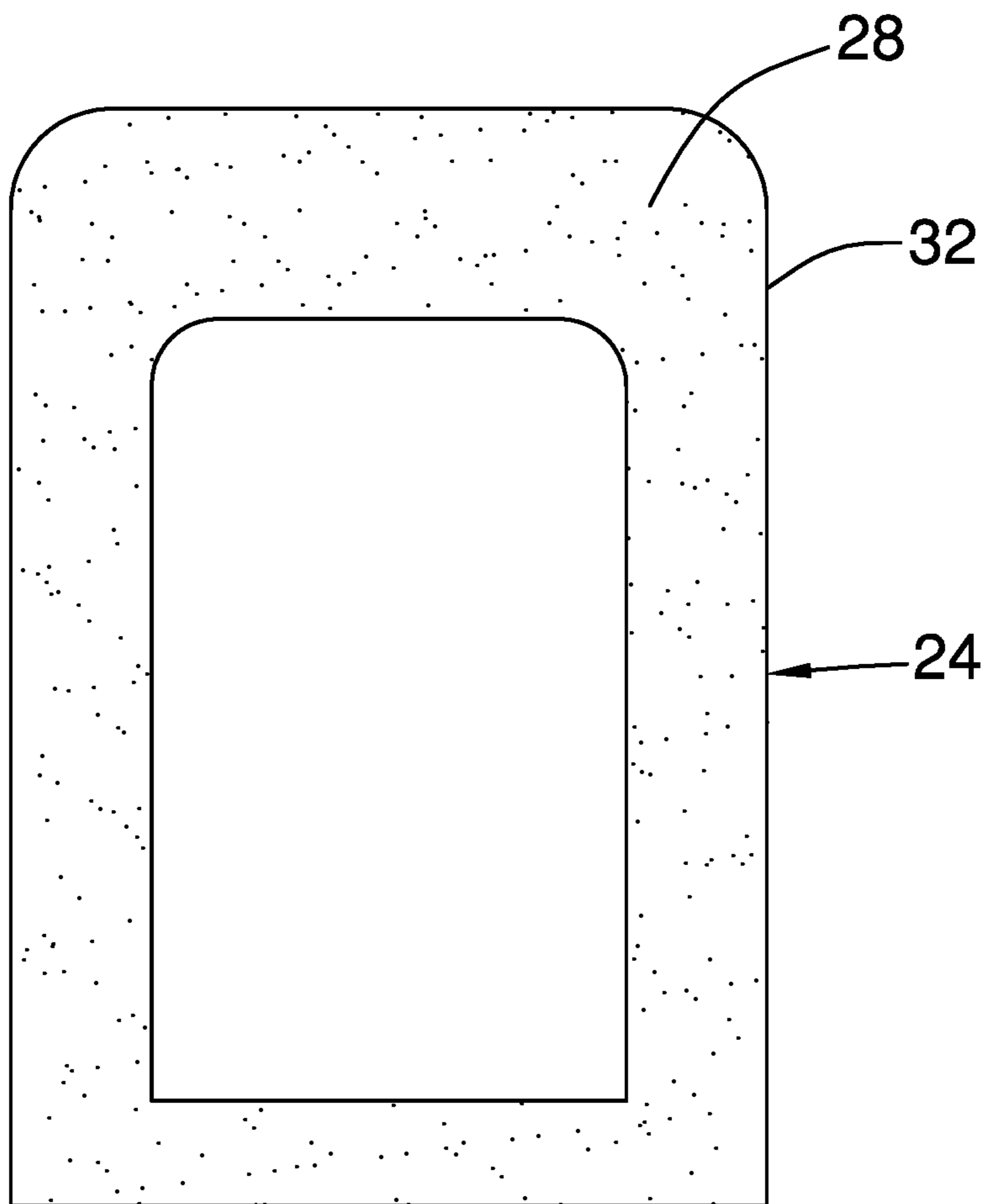
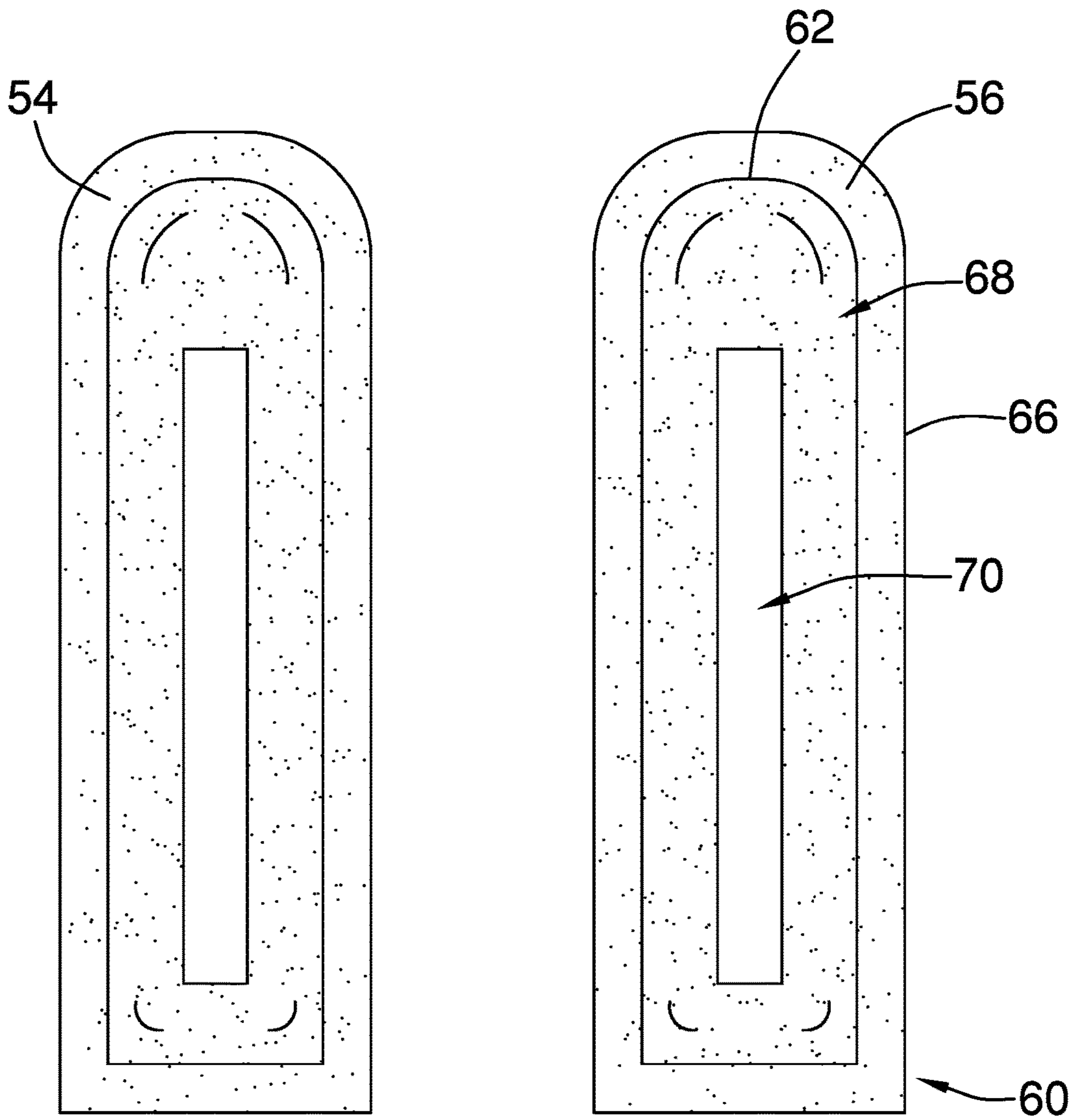


FIG. 7



**1****SNOWMOBILE FLOATER ATTACHMENT  
ASSEMBLY****CROSS-REFERENCE TO RELATED  
APPLICATIONS**

Not Applicable

**STATEMENT REGARDING FEDERALLY  
SPONSORED RESEARCH OR DEVELOPMENT**

Not Applicable

**THE NAMES OF THE PARTIES TO A JOINT  
RESEARCH AGREEMENT**

Not Applicable

**INCORPORATION-BY-REFERENCE OF  
MATERIAL SUBMITTED ON A COMPACT  
DISC OR AS A TEXT FILE VIA THE OFFICE  
ELECTRONIC FILING SYSTEM**

Not Applicable

**STATEMENT REGARDING PRIOR  
DISCLOSURES BY THE INVENTOR OR JOINT  
INVENTOR**

Not Applicable

**BACKGROUND OF THE INVENTION****(1) Field of the Invention****(2) Description of Related Art Including  
Information Disclosed Under 37 CFR 1.97 and  
1.98**

The disclosure and prior art relates to amphibious adaptor for a snowmobiles and more particularly pertains to a new amphibious adaptor for a snowmobile for adapting a snowmobile into a land vehicle and watercraft.

**BRIEF SUMMARY OF THE INVENTION**

An embodiment of the disclosure meets the needs presented above by generally comprising a snowmobile that has a top side and a bottom side. The snowmobile includes a left ski, a right ski and a track that extends outwardly from the bottom side. A primary floater is removably attachable to the snowmobile. The primary floater provides buoyancy to a rear side of the snowmobile. A plurality of back couplers is included wherein each of the back couplers removably attaches the primary floater to the snowmobile. A first ski floater and a second ski floater are included. The first ski floater is positioned on the left ski and the second ski floater is positioned on the right ski. The first ski floater and the second ski floater provide buoyancy to a forward side of the snowmobile. The snowmobile is buoyant and floats in water when each of the primary floater. The first ski floater and the second ski floater is attached to the snowmobile.

There has thus been outlined, rather broadly, the more important features of the disclosure in order that the detailed description thereof that follows may be better understood, and in order that the present contribution to the art may be better appreciated. There are additional features of the

**2**

disclosure that will be described hereinafter and which will form the subject matter of the claims appended hereto.

The objects of the disclosure, along with the various features of novelty which characterize the disclosure, are pointed out with particularity in the claims annexed to and forming a part of this disclosure.

**BRIEF DESCRIPTION OF SEVERAL VIEWS OF  
THE DRAWING(S)**

The disclosure will be better understood and objects other than those set forth above will become apparent when consideration is given to the following detailed description thereof. Such description makes reference to the annexed drawings wherein:

FIG. 1 is a side view of a snowmobile floater attachment assembly according to an embodiment of the disclosure.

FIG. 2 is a side view of an embodiment of the disclosure.

FIG. 3 is a bottom view of an embodiment of the disclosure.

FIG. 4 is a front view of an embodiment of the disclosure.

FIG. 5 is a side view of an embodiment of the disclosure.

FIG. 6 is a top view of an embodiment of the disclosure.

FIG. 7 is a top view of an embodiment of the disclosure.

**DETAILED DESCRIPTION OF THE  
INVENTION**

With reference now to the drawings, and in particular to FIGS. 1 through 7 thereof, a new amphibious adaptor for a snowmobile embodying the principles and concepts of an embodiment of the disclosure and generally designated by the reference numeral 10 will be described.

As best illustrated in FIGS. 1 through 7, the snowmobile floater attachment assembly 10 generally comprises a snowmobile 12 that has a top side 14 and a bottom side 16. The snowmobile 12 includes a left ski 18, a right ski 20 and a track 22 that extends outwardly from the bottom side 16. A primary floater 24 is removably attachable to the snowmobile 12. The primary floater 24 provides buoyancy to a rear side 26 of the snowmobile 12. The primary floater 24 has a top wall 28, a bottom wall 30 and a perimeter wall 32 that extends between and is attached to the top wall 28 and the bottom wall 30. The primary floater 24 has an opening 34 that extends through the top wall 28 and bottom wall 30. The opening 34 is aligned with the track 22 of the snowmobile 12 such that the track 22 extends through the opening 34 and below the bottom wall 30. The track 22 can be rotated to move the snowmobile 12 forward over water. The primary floater 24 comprises a water buoyant material.

A plurality of back couplers 36 is included wherein each of the back couplers 36 removably attaches the primary floater 24 to the snowmobile 12. Each of the back couplers 36 is removably attached to the perimeter wall 32 of the primary floater 24 and extends upwardly therefrom. Each of the back couplers 36 is removably attached to the bottom side 16 of the snowmobile 12.

The back couplers 36 may comprise of a plate 38 that has a top end 40 and a bottom end 42. An upper portion 44 of the plate 38 extends downwardly from the top end 40 and a lower portion 46 of the plate 38 extends upwardly from the bottom end 42. A first fastener 48 is removably extended through the upper portion 44 and into the bottom side 16 of the snowmobile 12 to secure the plate 38 to the snowmobile 12. A second fastener 50 is removably extended through the lower portion 46 and into the perimeter wall 32 of the primary floater 24 to couple the snowmobile 12 to the

primary floater **24**. The plate **38** may have a bend **52** between the upper portion **44** and the lower portion **46** to accommodate the positioned of the upper portion **44** relative to the snowmobile **12**. The first and second fasteners **48**, **50** may comprise of screws, bolts or other fasteners suitable to secure the plate **38** to the snowmobile **12** and the primary floater **24**.

A first ski floater **54** and a second ski floater **56** are also included. The first ski floater **54** is positioned on the left ski **18** and the second ski floater **58** is positioned on the right ski **20**. The first ski floater **54** and the second ski floater **56** provide buoyancy to a forward side **58** of the snowmobile **12**. The snowmobile **12** is buoyant and floats in water when each of the primary floater **24**, the first ski floater **54** and the second ski floater **56** is attached to the snowmobile **12**.

Both the first ski floater **54** and the second ski floater **56** comprise a buoy **60** that has an upper wall **62**, a lower wall **64** and a peripheral wall **66** that is attached to and extends between the upper wall **62** and the lower wall **64**. The buoy **60** has a receiving space **68** that extends into the upper wall **62** toward the lower wall **64**. A corresponding one of the skis **18**, **20** of the snowmobile **12** is positioned in the receiving space **68**. The receiving space **68** includes a slit **70** that extends through the upper wall **62** to the lower wall **64** such that a runner **72** of the corresponding ski **18**, **20** is positionable through the slit **70** and extends downwardly through the buoy **60**. The buoy **60** comprises a buoyant material.

A rod **74** extends outwardly from the peripheral wall **66** such that the rod **74** extends inwardly toward the snowmobile **12** perpendicular to the peripheral wall **66**. A wheel **76** is rotatably coupled to a distal end **78** of the rod **74** relative to the peripheral wall **66**. The wheel **76** extends below the buoy **60** wherein the forward side **58** of the snowmobile **12** rolls when on a ground surface. A support member **80** is attached to and extends upwardly from the rod **74**. A forward coupler **82** is attached to a distal end **84** of the support member **80** relative to the rod **74** wherein the forward coupler **82** releasably engages the bottom side **16** of the snowmobile **12**.

The forward coupler **82** may comprise a tube **86**. The tube **86** has a break **88** that extends through the tube **86** and defines a top portion **90** and a bottom portion **92**. The bottom portion **92** is attached to the distal end **84** of the support member **80**. The top portion **90** is hingedly coupled to the bottom portion **92** such that the top portion **90** can be pivoted to expose an interior **94** of the tube **86**. A support shaft **96** of the snowmobile **12** is positionable in the tube **86** when the tube **86** is opened and secured to the associated ski floater **54**, **56** when the tube **86** is closed.

In use, the primary floater **24** is attached to the bottom side **16** of the snowmobile **12** with each of the back couplers **36**. The track **22** is positioned through the opening **34** of the primary floater **24**. Each of the ski floaters **54**, **56** is positioned on the associated ski **18**, **20**. The runner **72** of the ski **18**, **20** is positioned through the slit **70** and the support shaft **96** of the snowmobile **12** is placed into the interior **94** of the tube **86** and the tube **86** is closed to secure the ski floater **54**, **56** to the snowmobile **12**. The snowmobile **12** is buoyant and floats in water when each of the primary floater **24**, the first ski floater **54** and the second ski floater **56** is attached to the snowmobile **12**. The snowmobile **12** is turned on and the track **22** moves the snowmobile **12** forward while each of the ski floaters **54**, **56** are rotated by the associated skis **18**, **20** to turn the snowmobile **12**.

With respect to the above description then, it is to be realized that the optimum dimensional relationships for the parts of an embodiment enabled by the disclosure, to include

variations in size, materials, shape, form, function and manner of operation, assembly and use, are deemed readily apparent and obvious to one skilled in the art, and all equivalent relationships to those illustrated in the drawings and described in the specification are intended to be encompassed by an embodiment of the disclosure.

Therefore, the foregoing is considered as illustrative only of the principles of the disclosure. Further, since numerous modifications and changes will readily occur to those skilled in the art, it is not desired to limit the disclosure to the exact construction and operation shown and described, and accordingly, all suitable modifications and equivalents may be resorted to, falling within the scope of the disclosure. In this patent document, the word "comprising" is used in its non-limiting sense to mean that items following the word are included, but items not specifically mentioned are not excluded. A reference to an element by the indefinite article "a" does not exclude the possibility that more than one of the element is present, unless the context clearly requires that there be only one of the elements.

I claim:

**1.** A snowmobile land to water adaptor system configured to be attached to a snowmobile and provide buoyancy thereto, said system comprising:

- a snowmobile having a top side and a bottom side, said snowmobile including a left ski, a right ski and a track extending outwardly from said bottom side;
- a primary floater being removably attachable to said snowmobile, said primary floater providing buoyancy to a rear side of said snowmobile;
- a plurality of back couplers, each of said back couplers removably attaching said primary floater to said snowmobile;
- a first ski floater and a second ski floater, said first ski floater being positioned on said left ski and said second ski floater being positioned on said right ski, said first ski floater and said second ski floater providing buoyancy to a forward side of said snowmobile, said snowmobile being buoyant and floating in water when each of said primary floater, said first ski floater and said second ski floater is attached to said snowmobile; and wherein said primary floater has a top wall, a bottom wall and a perimeter wall extending between and being attached to said top wall and said bottom wall, said primary floater having an opening extending through said top wall and bottom walls, said opening being aligned with said track of said snowmobile such that said track extends through said opening, said track extending below said bottom wall, said primary floater comprises a water buoyant material.

**2.** The snowmobile land to water adaptor system according to claim **1**, wherein each of said back couplers is removably attached to said perimeter wall of said primary floater and extending upwardly therefrom, each of said back couplers being removably attached to a bottom side of said snowmobile.

**3.** The snowmobile land to water adaptor system according to claim **1**, wherein both said first ski floater and said second ski floater comprises a buoy having an upper wall, a lower wall and a peripheral wall being attached to and extending between said upper wall and said lower wall, said buoy having a receiving space extending into said upper wall toward said lower wall, a corresponding one of said skis of said snowmobile being positioned in said receiving space, said buoy comprising a buoyant material.

**4.** The snowmobile land to water adaptor system according to claim **3**, wherein said receiving space includes a slit

5

extending through said upper wall to said lower wall such that a runner of said corresponding ski is positionable through said slit and extending downwardly through said buoy.

5. The snowmobile land to water adaptor system according to claim 4, wherein said first ski floater and said second ski floater further include:

- a rod extending outwardly from said peripheral wall, said rod extending inwardly toward said snowmobile perpendicular to said peripheral wall;
- a support member being attached to and extending upwardly from said rod; and
- a forward coupler being attached to a distal end of said support member relative to said rod, said forward coupler releasably engaging said bottom side of said snowmobile.

6. The snowmobile land to water adaptor system according to claim 5, a wheel being rotatably coupled to a distal end of said rod relative to said peripheral wall, said wheel extending below said buoy wherein said forward side of said snowmobile rolls when on a ground surface.

7. A snowmobile land to water adaptor system configured to be attached to a snowmobile and provide buoyancy thereto, said system comprising:

- a snowmobile having a top side and a bottom side, said snowmobile including a left ski, a right ski and a track extending outwardly from said bottom side;
- a primary floater being removably attachable to said snowmobile, said primary floater providing buoyancy to a rear side of said snowmobile, said primary floater having a top wall, a bottom wall and a perimeter wall extending between and being attached to said top wall and said bottom wall, said primary floater having an opening extending through said top wall and bottom walls, said opening being aligned with said track of said snowmobile such that said track extends through said opening, said track extending below said bottom wall, said primary floater comprising a water buoyant material;
- a plurality of back couplers, each of said back couplers removably attaching said primary floater to said snow-

6

mobile, each of said back couplers being removably attached to said perimeter wall of said primary floater and extending upwardly therefrom, each of said back couplers being removably attached to a bottom side of said snowmobile;

a first ski floater and a second ski floater, said first ski floater being positioned on said left ski and said second ski floater being positioned on said right ski, said first ski floater and said second ski floater providing buoyancy to a forward side of said snowmobile, said snowmobile being buoyant and floating in water when each of said primary floater, said first ski floater and said second ski floater is attached to said snowmobile, both said first ski floater and said second ski floater comprising:

- a buoy having a upper wall, a lower wall and a peripheral wall being attached to and extending between said upper wall and said lower wall, said buoy having a receiving space extending into said upper wall toward said lower wall, a corresponding one of said skis of said snowmobile being positioned in said receiving space, said receiving space including a slit extending through said upper wall to said lower wall such that a runner of said corresponding ski is positionable through said slit and extending downwardly through said buoy, said buoy comprising a buoyant material;
- a rod extending outwardly from said peripheral wall, said rod extending inwardly toward said snowmobile perpendicular to said peripheral wall;
- a wheel being rotatably coupled to a distal end of said rod relative to said peripheral wall, said wheel extending below said buoy wherein said forward side of said snowmobile rolls when on a ground surface;
- a support member being attached to and extending upwardly from said rod; and
- a forward coupler being attached to a distal end of said support member relative to said rod, said forward coupler releasably engaging said bottom side of said snowmobile.

\* \* \* \* \*